




**BLUFF**  
MANUFACTURING, INC.

## Aluminum Dock Boards

*Aluminum products are ideal for low to medium volume dock loading applications.*



AC-BC

### ALUMINUM DOCK BOARD (AC-BC)

- Capacities from 10,000 to 15,000 pounds
- Full-length structural steel bolt-on curbs

Steel curbs are bolted to the aluminum diamond plate for increased strength, and to prevent runoff. Locking legs provide secure positioning. Lip bend is 11°. Standard lip length for conventional trailers is 11", option of 14" for refrigerated applications. Widths from 60" to 72", and lengths from 36" to 96".

**Custom sizes are available.**



EZ-ROLL  
ATTACHMENT

### OPTIONS FOR BOLT-ON CURB BOARDS

#### EZ-ROLL

- One person positioning without the use of a forklift
- Telescoping/out of way while board in use

#### LIFTING CHAINS

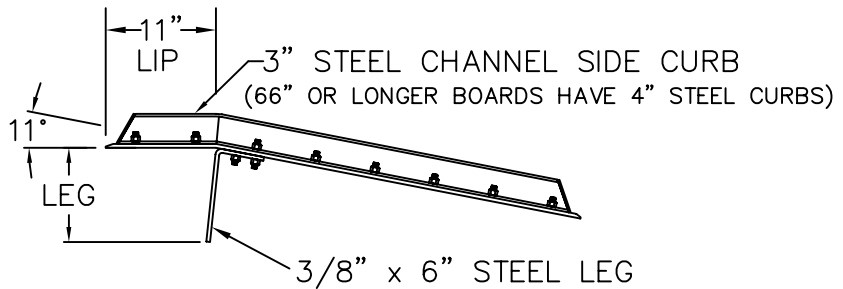
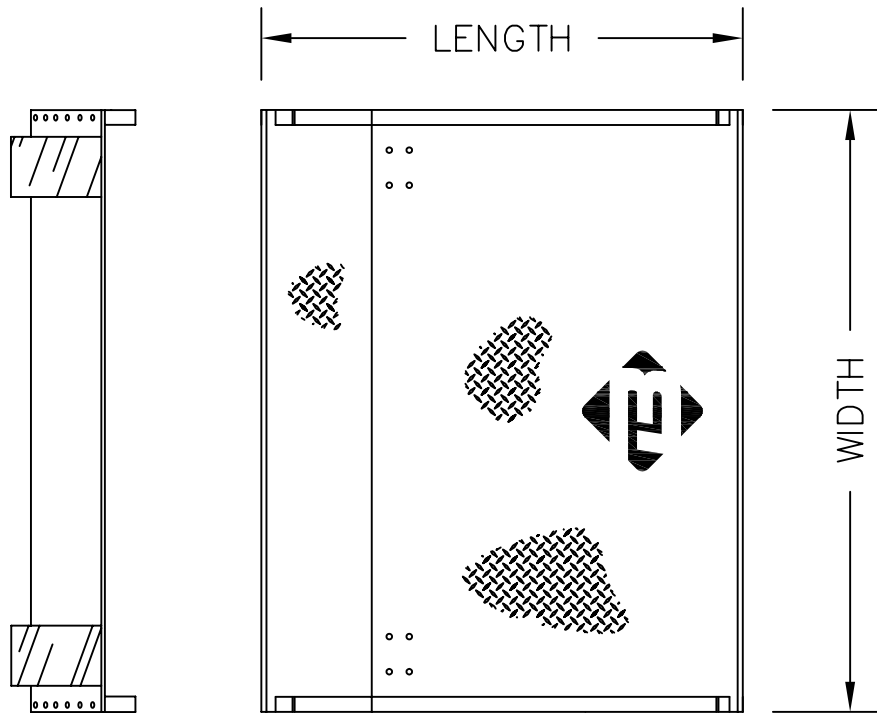
- Positioning of board by forklift

Manufactured and tested in compliance with ANSI Standard MH30.2

**SERVICE YOU CAN STAND ON**

619-255-1428 • [www.cssyes.com](http://www.cssyes.com) • Fax 619-255-2076  
4428 Glacier Avenue San Diego, CA 92120

**ALUMINUM DOCK BOARDS WITH BOLT-ON STEEL CURBS  
MODELS AC & BC**



AC6048  
 ——— LENGTH  
 ——— WIDTH  
 ——— MODEL

BOARD LENGTH	LEG LENGTH
36"	7"
42"–48"	9"
54"–60"	11"
66"–72"	13"
78"–96"	17"